


COLOUR CARD





emotion is Color



1001



1002



1003




1007




1008




1009



2001




2002




2003




2013



2014



2015




2019




2020




2021



2025




2026




2027




2031



2032




2033




2037




2038



2039



2049



2050



2051



2079




2080



2081



2085



2086



2087




2091




2092




2093




2097




2098



2099




2103




2104



2105




2109




2110



2111




2115




2116




2117



2127



2128




2129




3013



3014



3015



3031



3032



3033



3037




3038



3039



3043



3044



3045



3049



3050



3051




3067




3068




3069




3073



3074




\* 3075



3079




3080



\* 3081



3091




\* 3092



3093



3097



\* 3098



\* 3099




3121




3122



\* 3123



3145



3146



3147




3151



3152




3153



3157



3158



3159




3169




3170



3171




3205



3206



3207




3211



3212



3213



3223




3224



3225



3241




3242




3243



3253



3254



3255




3259




3260




3261



6007



6008




6009



6013




6014



6015



6016




6017




6018



6019




6020



6021



6028



6029



6030




6043




6044



6045



6031




6032



6033




6034



6035



\* 6036




6037



6038




\* 6039



\* 4006




\* 4007



\* 4008




4001




4002




\* 4003



4013




4014




4015



5001



\* 5002



\* 5003



4037




\* 4038



\* 4039




5025



5026



5027




2139




2140



2141




5043



5044



\* 5045



4046



4047



\* 4048



Grazie a coloranti di nuova generazione, la IMPEX COLOR realizza un nuovo sistema tintometrico in grado di soddisfare in maniera più completa, le esigenze di ogni singolo cliente.

Un sistema tintometrico a 16 coloranti in grado di creare una collezione di colori più funzionale e completa, in particolar modo volta ai prodotti base calce. La nuova cartella colori IMPEX COLOR è un ottimo strumento per la definizione dei colori ed offre una ricca gamma di tonalità per tutti i prodotti decorativi usati nel campo dell'edilizia.

#### **AVVERTENZE**

E' opportuno confrontare le tinte sul prodotto essiccato e con luce diurna; le luci artificiali falsano le tonalità.

I riferimenti colore sono comunque indicativi, se troppo invecchiati o esposti alla luce solare, possono differire dalle tinte reali.

La diversa composizione e struttura granulometrica dei prodotti possono comportare marcate differenze di tonalità.

Differenti condizioni di applicazione, assorbimento del supporto e diluizione del prodotto, sono causa di differenze cromatiche.

Per lo stesso lavoro è sconsigliato utilizzare prodotti colorati industrialmente e poi proseguire con prodotti colorati a tintometro. Differenze tra i vari lotti sono sempre possibili; eventualmente miscelare i prodotti tra di loro per uniformare il colore.

Le tinte riprodotte nella presente cartella, sono da considerarsi indicative.

#### **CODIFICA COLORI**

\* Tinte riproducibili solo per INTERNO.



Thanks to a new generation of colourants, IMPEX COLOR has developed a new tintometric system capable of more completely satisfying the needs of every single client. A tintometric system with 16 colourants capable of creating a more functional and complete collection of colours, particularly aimed at lime-based products.

The new IMPEX COLOR colour card is an excellent colour definition tool and it offers a rich range of shades for all decorative products used in the building sector.

#### **WARNING**

It is better to compare colours with the dried product in daylight, since artificial light can change the tonality of the colours.

The reference colours are in any case approximate; if they are too old or exposed to sunlight they may vary from the true colour.

Different composition and granular structures of the products can cause noticeable differences in tonality.

Different conditions of application, absorption by the base and dilution of the product are causes of chromatic differences.

It is not advisable to use industrially coloured products and then continue with products coloured with a tinting machine for the same job. Differences between the various lots are always possible; if necessary, mix the products together to make the colour uniform.

The colours in this colour card should be considered samples.

#### **COLOURS CODING**

\* Only for INTERNAL USE.



Grâce à sa nouvelle génération de colorants, IMPEX COLOR réalise un nouveau système de coloration en mesure de satisfaire, de façon plus complète, les exigences de chaque client.

C'est un système de coloration, composé de 16 colorants. Il est parfait pour les applications en extérieur, et est en mesure de créer une gamme de couleurs plus fonctionnelle et plus complète, en s'adressant surtout aux produits à base de chaux.

Le nouveau nuancier IMPEX COLOR est un instrument parfait pour la définition des couleurs et offre un riche éventail de nuances pour tous les produits de décoration utilisés dans le secteur du bâtiment.

#### **RECOMMANDATIONS**

Il convient de comparer les coloris sur le produit sec et à la lumière du jour. L'éclairage artificiel fausse les nuances.

Les références de la couleur sont à titre indicatif. Si le nuancier est trop vieux ou exposé à la lumière du soleil, il peut ne plus correspondre aux coloris réels.

La différente composition et la structure granulométrique des produits peuvent entraîner des dissemblances importantes de coloris.

Les différentes conditions d'application, d'absorption du support et de dilution du produit entraînent des différences de couleur.

Il est déconseillé, pour le même travail, d'utiliser des produits colorés de façon industrielle puis de poursuivre avec des produits colorés au colorimètre. Les différences entre les lotti sont toujours possibles. Il vaut mieux éventuellement mélanger les produits entre eux, pour uniformiser la couleur.

Les teintes reproduites ici sont à titre indicatif.

#### **CODE DES COULEURS**

\* Couleurs reproductibles uniquement pour INTERNE.

